

# Mi Smart Sensor Set

## Automate your home

Mi Control Hub / Mi Window and Door Sensor  
Mi Wireless Switch / Mi Motion Sensor



# Mi Control Hub

## The control center of your smart home

Mi Control Hub is like the brain of your smart home ecosystem. Pair it with your other Mi Home devices and set rules for their behavior. You can even set up a chain reaction of commands—the possibilities are endless.



16 million  
color-tunable LED




Multiple  
available ringtones



Long-range  
control




Connect sensors  
and other smart devices



# Mi Window and Door Sensor

## Smarter security keeps your home safe

Set your lights to turn on automatically as you come home. Go to bed knowing that you'll be alerted by the Mi Home Gateway alarm and your phone if the door or window is opened. Technology doesn't just make life easier, it makes life safer.



Window  
open alarm



Intelligent  
sensor



Interacts with  
other devices



Automatically adjust the air purifier when the window is opened to save energy.

# Mi Wireless Switch

## One switch controls multiple devices

Take Mi Wireless switch around with you anywhere in the home and customise how you use its features: single tap, double tap, and long press can all be assigned different functions, so you can control multiple devices with just one switch.



No set-up



One tap to turn  
other smart devices  
on or off



Place  
anywhere





# Mi Motion Sensor

Automatically recognises the motion of people and pets

Mi Motion Sensor uses infrared technology to recognise the motion of people or pets in your home. Made from high-quality, fire resistant material, the sensor is safe and eco-friendly. The polyolefin lens is capable of high precision light intake. There's a lot this little sensor can do to make life easier.



Motion detection



Custom device activation



Entry alarm



Place anywhere



Lights up automatically when you wake up during the night





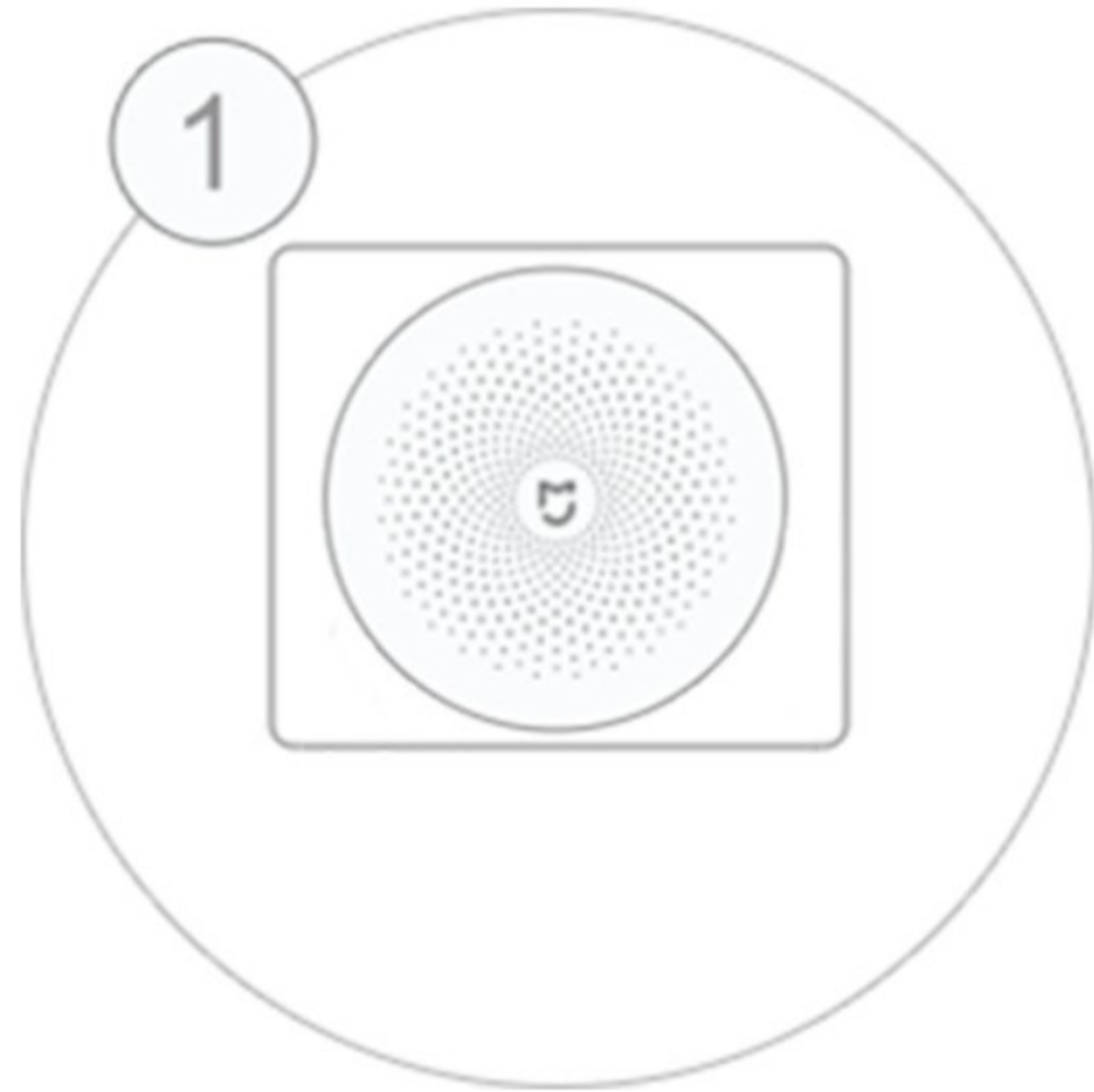
Notifies you when your pet comes in or out of the home



Small and discreet to make home life a little smarter.

# Simple 3-step setup

Once you have paired with your Mi Control Hub, simply connect the hub to your Wi-Fi network and you're ready to go.



1. Plug the Mi Control Hub into a power outlet.



2. Open the Mi Home app. In the upper right corner, press the "+" and add the Mi Control Hub.



3. Set up the sensors in your home wherever you need them.